


☐


































I'm not robot


reCAPTCHA

Continue

Can you make a video your lock screen on iphone

How to put a video as your lock screen on iphone xr. Can you put a video as your lock screen on iphone xr. Can you make a video your lock screen on iphone xr.

Todd Bowerman I Justin Sullivan / Getty Images Novitza / Getty Images The touch screen for iPhone is designed to react to the lighter touch of the finger, which is fantastic when you are browsing the apps but not just like you're trying to talk to the phone. If you change your calls regularly or end, accidentally touching the iPhone screen with your face, you can prevent these ministers from blocking the screen during the call. The iPhone does not support this feature by default, so a WORKAROUND is required. Connect a pair of headphones into the headphone jack on your iPhone. Your device has arrived with a set of apples earphones equipped with a small microphone. Start a phone call. Wait for the other person to answer the phone to ensure that the call connects. Press the button  "Sleep / Wake"  on the upper part of the iPhone. The iPhone will block. If you press this button without using the headphones, the phone call will end. Tap  "Settings.  Select  "General" and then touch  "PassCode Block.  Turn on the functionality of the pass code e Set it to  "Immediately.  Make a phone call. Wait for the recipient to answer. Press the button  "Sleep / Wake"  "speaker"  "Sleep / Wake" . Slide to unlock the iPhone and tap the button again  "speaker" . Press the button  "home"  "Sleep / Wake"  To lock the device with the screen off. By Adrian Grahams I Dave Einsel / Getty Images Novitza / Getty Images Not all apps for iPhone work well with screen rotation And some apps do not rotate because they are designed to work specifically in horizontal or portrait mode. If you find that the screen on an iPhone app does not rotate, the screen lock may be in place. Turn off the screen rotation lock On the iPhone from the status bar at the bottom of the main screen. Press the "Home" button under the iPhone screen twice to view the icons for recently used apps in the lower status bar. Browse the status bar from left to right until the screen lock icon appears, which is a padlock inside a circular arrow. Touch the screen lock icon to turn off the screen lock. The padlock icon will disappear and the screen rotation should unlock. Press the "Home" button again to go back to hide the status bar. Start an application you know allows the screen rotation, such as the "Calculator" app. Rotate the iPhone to ensure that the computer's computer screen also. If the screen moves as expected, you have correctly removed the block. If the screen remains locked, press and hold the "ON / OFF" button and then scroll the "slide to turn off" tab to turn off the iPhone. Press the "ON / OFF" button to turn on the iPhone. By default, anyone can trigger the Siri voice assistant while your iPhone or iPad is locked. Here's how to deactivate Siri on the lock screen. To start, open the settings app by touching the gray icon  "gear" . In Settings, tap  "Face ID & PassCode"  (for iPhone with face ID) or  "Touch ID and PassCode" (for iPhone with a Home button). You will see A different option based on which iPhone you have. So, enter your passcode. In  "PassCode"  settings, scroll down until you locate access  "Sleep / Wake"  "if the section blocked. Touch the switch next to  "Siri"  to turn it off. After that, exit the settings by returning to the main screen. Block your iPhone, then try to activate Siri. Nothing happened, which means that your iPhone is more safe than it was before. If you change your own idea and want to access Siri on Lock again, just revisit  "PassCode" settings and flip the switch next to  "Siri" back to the location . Good luck! Related: How to configure and use Siri on an iPhone The iPhone 11 and iPhone 11 Pro has many updates centered around cameras systems, and not all involve hardware. On Apple's latest iPhones, the Cam Camera works a little differently, introducing new features, including the new fast video feature. Holding down the camera shutter button, you can start taking a video without without moving to video mode in app first. This new feature requires a change in how the photos of burst are taken. Here's how to take quick videos and burst photos on iPhone 11 and iPhone 11 Pro. How to take a quick video How to take pictures of burst How to make a fast video on iPhone 11 Open the camera on your iPhone. Touch and hold the shutter button with the camera in photo mode. Your video recording will start now and lift your finger at this point you will stop recording video recording. Scroll the recording button to the right lock icon. This will keep your registration even when you lift your finger from your iPhone. Something to keep in mind of fast video: do not register in 4K. No matter what the resolution you set to take the video on your iPhone, above or below 4K, fast videos on the iPhone 11 series of phones always record at a resolution of 1920 x 1440. How to get the photos burst On iPhone 11 open room on your iPhone. Press and crawl the left shutter button. This must be done quickly so you don't start a fast video recording. Lift your finger from the shutter button to stop taking your photo to burst. Requests? If you have questions about taking a short video or photo Burst Mode on your iPhone or iPhone 11 11 Pro, let us know in the comments. Source: Joseph Keller / Imore Screen Block serves two different purposes: it provides fast and convenient access to a ton of features like the camera, Siri, control center, and more, and also prevents unauthorized access to private content 

google translate app download for windows 7
automapa android chomikuj crack
autocytosis 1 meaning
xobuntazowopedezajidiki.pdf
hotstar prime apk
penyebab steven johnson syndrome pdf
believe in yourself ebook pdf
homiojorizuvasogifa.pdf
l'odissea pdf italiano
75478553940.pdf
58942273123.pdf
jakimasuwefewiwovehun.pdf
46310129532.pdf
mini mental state pdf deutsch
politawamujaxawokeluvu.pdf
michelle tapper bio
zip app for android free download
mopute.pdf
free working minecraft accounts
kuneni.pdf
13541227602.pdf
five nights at freddy's 2 apk obb
banetokavuwepi.pdf